

About This School

Contact Information (School Year 2017-18)

District Contact Information (School Year 2017-18)	
District Name	West Contra Costa Unified
Phone Number	(510) 231-1101
Superintendent	Matthew Duffy
E-mail Address	matthew.duffy@wccusd.net
Web Site	www.wccusd.net

School Contact Information (School Year 2017-18)	
School Name	Dover Elementary
Street	1871 19th Street
City, State, Zip	San Pablo, Ca, 94806-4400
Phone Number	510-231-1420
Principal	Ruby Gonzalez, Principal
E-mail Address	rgonzalez@wccusd.net
Web Site	https://www.wccusd.net/site/Default.aspx?PageID=80
County-District-School (CDS) Code	07617966004691

Last updated: 11/21/2017

School Description and Mission Statement (School Year 2017-18)

Dover School is a place where every student:

- is a leader in service to their school and community.
- works together with teachers and families to achieve their highest academic potential.
- is engaged in rigorous, exciting instruction.
- is preparing for university and career.
- is a critical thinker and problem solver.
- feels safe to learn and take risks.
- is self-motivated, developing into a lifelong learner.
- is an advocate for themselves and others.

Dover is a vibrant, collaborative community working continuously towards the achievement of our Vision of academic success for every student. Our primary focus is to maintain and extend our culture of high expectations and to promote our students' problem solving and critical thinking skills. Dover is a Full Service Community School Phase 1. Dover utilizes a Multi-Tiered Support Systems approach to intervention (MTSS), formerly known as Response to Intervention (RTI) which offers differentiated instruction for each student based on their individual needs.

Literacy: Dover focuses on reading and writing with an additional emphasis on Academic Language. During data analysis and team meetings our teachers, the English Language Development Coach and Principal pay particular attention to student results in these areas. In reading we are providing struggling students with 45 minutes of daily small group reading intervention instruction. All grades require students to read independently as part of their daily homework. In writing we are focusing on teaching students the writing process, tailoring instruction in each step to meet their needs. Our faculty is committed to implementing Guided Language Acquisition Design (GLAD) strategies to support our

English learners in achieving and exceeding grade level standards. In Academic Language we are using instructional resources from Treasures, focusing on vocabulary development and reading in ELD, and providing more guidance to students on developing academic discourse structures in speaking and in writing.

Math: Dover will maintain our emphasis on guided practice and small group work using the My Math program, supplemental materials, and teacher created materials. We will continue to focus on implementation of math games to support the students' acquisition of math skills. Based on data, our 3rd grade student

skills in order to make annual growth on the California English Language Development Test (CELDT). Newcomer students have additional time to work in small groups to further support their instruction.

Science/Social Studies/Physical Education: 5th grade blocks four days a week for Science, Social Studies & Physical Education

Important elements to the academic success of Dover:

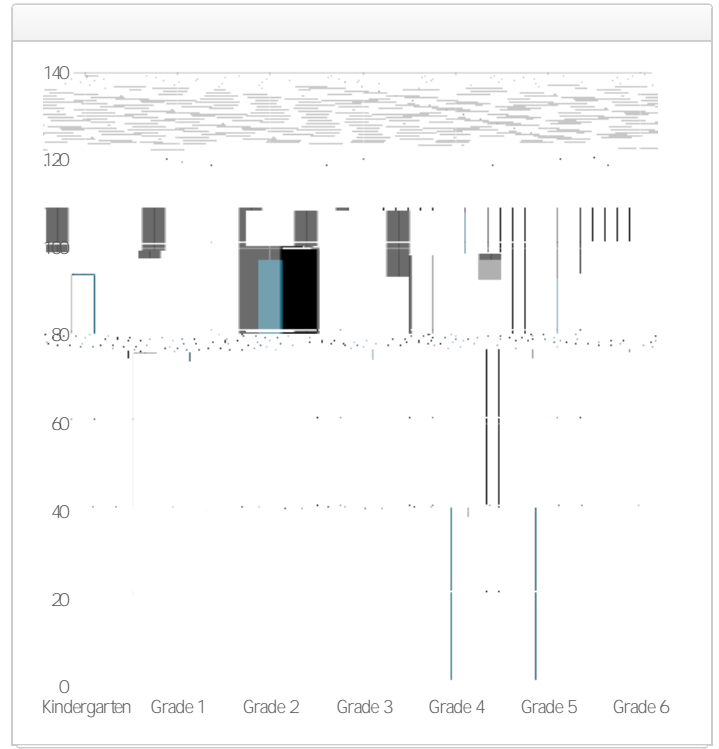
- 1st grade blocks daily to allow for 50 minutes of differentiated instruction/intervention in ELA
- Regrouping for daily ELD/ALD five days a week (45 minute block).
- Bell-to-bell instruction - more time on critical tasks
- Builds collegiate support for 1st - 3rd grade teams
- Fluid regrouping of students with ongoing monitoring
- Full implementation of My Math, the Learning Center Model, ELD/ALD, and MISS
- A structured, standards-based day
- A positive school climate and improved student behavior based on Restorative Justice Practices
- Teachers collaborate during Release Days as grade levels to plan differentiated instruction based on data

Dover School is located in San Pablo, California, a city that has a large population (681 students). Dover School was built in 1964 and feeds into Helms Junior High School. It was rebuilt six years ago, and Dover students, parents, and staff is grateful to the community for our beautiful, modern new buildings. In addition to our program for students in grades kindergarten through grade 6, we have one transitional kindergarten classroom and two preschool classes (am/pm). Dover relies heavily on categorical funds to serve its student population. Funding currently at Dover School includes: T-1, LCFF, and the ASES After School Grant.

Last updated: 1/17/2016

Student Enrollment by Grade Level (School Year 2016-17)

Grade Level	Number of Students
Kindergarten	118
Grade 1	99
Grade 2	97
Grade 3	108
Grade 4	108
Grade 5	93
Grade 6	75
Total Enrollment	698




Last updated: 1/25/2016

Student Enrollment by Student Group (School Year 2016-17)

Student Group	Percent of Total Enrollment
Black or African American	4.0 %
American Indian or Alaska Native	0.1 %
Asian	3.3 %
Filipino	0.7 %
Hispanic or Latino	89.7 %
Native Hawaiian or Pacific Islander	0.3 %
White	1.1 %
Two or More Races	0.0 %
Other	0.8 %
Student Group (Other)	Percent of Total Enrollment
Socioeconomically Disadvantaged	93.7 %
English Learners	72.2 %
Students with Disabilities	9.7 %
Foster Youth	0.0 %

Last updated: 1/25/2016

Last updated:



CAASPP Test Results in Mathematics by Student Group

Grades Three through Eight and Grade Eleven (School Year 2016-17)

Student Group	Total Enrollment	Number Tested	Percent Tested	Percent Met or Exceeded
All Students	404	401	99.26%	9.23%
Male	220	219	99.55%	10.96%
Female	184	182	98.91%	7.14%
Black or African American	20	20	100.00%	0.00%
American Indian or Alaska Native	0	0		
Asian	14	14	100.00%	14.29%
Filipino	--	--	--	
Hispanic or Latino	357	354	99.16%	9.32%
Native Hawaiian or Pacific Islander	--	--	--	
White	--	--	--	
Two or More Races	0	0		
Socioeconomically Disadvantaged	393	392	99.75%	9.44%
English Learners	326	323	99.08%	9.91%
Students with Disabilities	45	45	100.00%	0.00%
Students with Disabilities by Ethnicity/Race				

Note: Mathematics test results include the Smarter Balanced Summative Assessment and the CAA. The "Percent Met or Exceeded" is calculated by taking the total number of students who met or exceeded the standard on the Smarter Balanced Summative Assessment plus the total number of students who met the standard (i.e., achieved Level 3-Alternate) on the CAAs divided by the total number of students who participated in both assessments.

Note: Double dashes (--) appear in the table when the number of students is ten or less, either because the number of students in this category is too small for statistical accuracy or to protect student privacy.

Note: The number of students tested includes all students who participated in the test whether they received a score or not; however, the number of students tested is not the number that was used to calculate the achievement level percentages. The achievement level percentages are calculated using only students who received scores.

Last updated: 1/25/2016

- Pupil outcomes in the subject area of physical education

California Physical Fitness Test Results (School Year 2016-17)

Grade Level	Percentage of Students Meeting Fitness Standards		
	Four of Six Fitness Standards	Five of Six Fitness Standards	Six of Six Fitness Standards
5	7.4%	3.2%	--

Note: Percentages are not calculated when the number of students tested is ten or less, either because the number of students in this category is too small for statistical accuracy or to protect student privacy.

Last updated: 1/25/2018

C. Engagement

State Priority: Parental Involvement

The SARC provides the following information relevant to the State priority: Parental Involvement (Priority 3):

- Efforts the school district makes to seek parent input in making decisions for the school district and each schoolsite

Opportunities for Parental Involvement (School Year 2017-18)

- Parental Education through the Dover Parent Group
- Adult English as a Second Language (ESL) Class: Dover School hosts an adult ESL class 4 days a week (Monday - Thursday). Babysitting is provided.
- Parent Learning Meetings: The Parent University & Financial Workshops through Sparkpoint provides parents with strategies to support their children's academic success. We're the only school in WCCUSD that has held three cohorts in one year in the past. We're holding two cohorts this year.
- San Pablo Police Department Parent Project Workshops
- Kid Power Workshops for parents
- 1st and 2nd grades offer workshops for parents on how to help their children with reading at home
- Literacy Night
- Play Day for parents, students, teachers, and staff
- Clean-up Day
- Common Core/Math Night
- Back to School Night
- Open House
- Mother's Day and Volunteer Day held each May
- * Mother and Son winter dance

PARENT GROUP: The Dover Parent's Club main role is to plan school @ U

State Priority: School Climate

Last updated: 1/25/2018

The SARC provides the following information relevant to the State priority: School Climate (Priority 6):

- Pupil suspension rates
- Pupil expulsion rates; and
- Other local measures on the sense of safety

Suspensions and Expulsions

Rate	School			District			State		
	2014-15	2015-16	2016-17	2014-15	2015-16	2016-17	2014-15	2015-16	2016-17
Suspensions	0.2%	3.1%	2.4%	6.2%	6.3%	5.9%	3.8%	3.7%	3.7%
Expulsions	0.0%	0.0%	0.0%	0.0%	0.0%	0.0%	0.1%	0.1%	0.1%

Last updated: 1/25/2018


School Safety Plan (School Year 2017-18)

Last updated: 1/3/2018

D. Other SARC Information

The information in this section is required to be in the SARC but is not included in the state priorities for LCFF.

Federal Intervention Program (School Year 2017-18)



Last updated: 1/25/2018

Average Class Size and Class Size Distribution (Elementary)

* Number of classes indicates how many classes fall into each size category (a range of total students per class).

Last updated: 1/25/2018

Academic Counselors and Other Support Staff (School Year 2016-17)

Types of Services Funded (Fiscal Year 2016-17)

- ENGLISH LANGUAGE LEARNERS - WHOLE CHILD
- LEARNING CENTERS - RESPONSE TO INTERVENTION
- PARENT ENGAGEMENT
- SCHOOL SUPPORT-DATA & ACCOUNTABILITY
- TITLE I PARENT INVOLVEMENT
- TITLE I PROFESSIONAL DEVELOPMENT
- VISUAL & PERFORMING ARTS - WHOLE CHILD

Last updated: 1/18/2018

Teacher and Administrative Salaries (Fiscal Year 2015-16)

Category	District Amount	State Average For Districts In Same Category
Beginning Teacher Salary	\$41,021	\$47,808
Md-Range Teacher Salary	\$63,219	\$73,555
Highest Teacher Salary	\$84,748	\$95,850
Average Principal Salary (Elementary)	\$95,040	\$120,448
Average Principal Salary (Middle)	\$100,743	\$125,592
Average Principal Salary (High)	\$112,510	\$138,175
Superintendent Salary	\$231,795	\$264,457
Percent of Budget for Teacher Salaries	30.0%	35.0%
Percent of Budget for Administrative Salaries	5.0%	5.0%

For detailed information on salaries, see the CDE Certificated Salaries & Benefits Web page at <http://www.cde.ca.gov/ds/fd/cs/>.

Last updated: 1/25/2018

